


















# SUMMER FUN

# B I N G O


Let us make our summer vacations more engaging. Help your ward to perform any one activity daily mentioned in the BINGO card and circle the box when completed.

<p>FIND ONE BLUE COLOUR OBJECT</p> 	<p>GO ON A NATURE WALK</p>	<p>BRING TWO SPOONS FROM THE KITCHEN</p>	<p>FOLD YOUR NAPKIN</p> 	<p>COLOUR THE FLOWER WITH YOUR FAVOURITE COLOURS</p> 
<p>SING RHYME - CLAP YOUR HANDS AND CLAP 5 TIMES</p>	<p>HOP LIKE A BUNNY</p> 	<p>MAKE A YUMMY LEMONADE</p> 	<p>RECOGNIZE CIRCLE SHAPE OBJECTS AROUND YOU</p>	<p>Free space</p> 
<p>PEEL/ EAT RED COLOUR FRUIT</p> 	<p>WATER A PLANT</p> 	<p>ROLL AND UNROLL A MAT</p>	<p>LISTEN TO A STORY</p> 	<p>COLOUR THE BIG LEAF</p>
<p>Free space</p> 	<p>SING ALONG MY RED BALLOON</p>	<p>SHOW THE EMOTIONS</p> 	<p>MAKE NUMBER 1 WITH PLAY DOUGH</p>	<p>HUG A FAMILY MEMBER AND SAY I LOVE YOU</p> 
<p>BALANCE A BOOK ON YOUR HEAD</p> 	<p>ACT LIKE YOUR FAVOURITE CARTOON CHARACTER</p>	<p>SING RHYME - सूरज गोल, चंदा गोल</p> 	<p>SORT RAJMA SEEDS FROM CHANA SEEDS</p>	<p>HELP SOMEONE TODAY</p> 

Dear Parents,

You are kindly requested to prepare a Skill Development File for your ward as per the instructions provided. Please ensure all materials and steps are followed carefully.

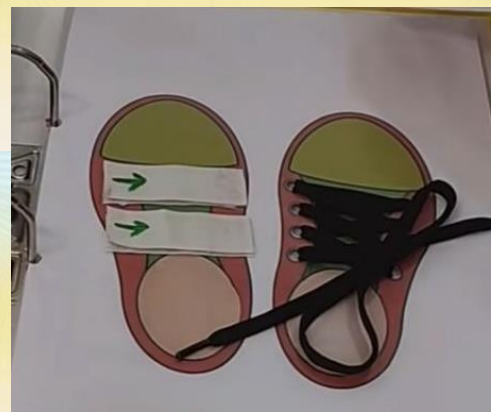
S. No. Sample Photo Material Required Instructions



1

Binder file, black chart paper, colored paper (car shapes), plastic bottle caps, glue, scissors


Cut black chart to fit file. Paste two car shapes. Stick 4 bottle caps as wheels (2 per car). Fix properly and insert in file. Child rotates/touches wheels.



2

Printed/drawn shoe templates, shoelace, Velcro strips, glue, scissors

Paste two shoe drawings. Add Velcro strips on one shoe. Punch holes and lace shoelace on second shoe. Fix sheet in file. Child practices sticking and lacing.



3


Felt/cloth sheet, buttons, colored threads/elastics, glue/needle (adult use)

Fix buttons on felt sheet. Add rubber bands. Child practices looping or fastening rubber bands around buttons. Insert in file.



S. No. Sample Photo Material Required Instructions

4



A4 sheets, small printed pictures of children expressions, emoji stickers/cut-outs, glue, lamination sheet/file

Paste 2-3 real facial expression pictures on left side. Paste matching emoji faces on right side. Laminate or file. Child matches real expressions with correct emoji.


5



Colored chart paper (duck shape), buttons, glue, one round cotton/felt piece, velcro (optional)

Cut duck shape. Stick buttons on body. Make round cotton/felt piece. Child places/removes piece on buttons to build fine motor skills.

6



Printed picture (e.g., pumpkin), shoelace/thread, beads/straw pieces, hole punch, lamination

Paste and laminate picture. Punch holes along outline. Insert lace/thread. Child does in-out lacing (add beads if needed).

7



Zip, small cloth pieces (different textures), buttons, velcro, base sheet/file



Fix zip on sheet. Stick different fabric pieces. Add button and velcro tasks. Child opens/closes zip, touches textures, and practices dressing skills.



Dear Parents,

Please help your child practice the following pre-writing worksheets. Encourage correct pencil grip, neat tracing, and colouring within boundaries.

Colour the flower with your favourite colour.

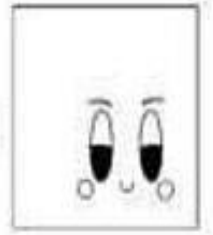



# Pre-writing Skills - Trace the Lines



My name is .....



Trace the lines and color the shapes.



# Pre-Writing Practice



Colour the big leaf.



ly curves does the real river

